

# C4

**EQUIPMENT**  
FOR EARTHMOVING  
MACHINERY AND  
AGRICULTURAL MULCHERS

2026




*“ The many years of experience that guides us, combined with constant commitment to the research of more advanced technologies and in the choice of the most suitable materials with a high quality standard; the particular attention paid to the final customer in the studio of the related needs and in the realization of unique products, made to measure and from great solidity, robustness and a highly innovative and captivating design .. these are just some of the traits that most distinguish our company; points of advantage that currently make our company an open and dynamic reality, a constantly evolving and highly competitive company in the market.”*

---

*“Our wide range currently includes various professional product lines made in their entire production process in our company; that is in our factory located in Umbertide (PG), in the middle of Umbria. Among the various accessories we offer there are different lines and models ranging from mulcher heads for excavators and mini excavators, to forestry mulchers, mixing buckets, hydraulics auger , sweeping buckets and others. “*





# INDEX

## HYDRAULIC MULCHERS

A / A-R SERIES	
<i>hydraulic mulchers for excavators from 1.5 to 5 tons</i>	6
B / B-R SERIES	
<i>hydraulic mulchers for excavators from 3 to 5 tons</i>	10
C/C-R SERIES	
<i>hydraulic mulchers for excavators from 3 to 8 tons</i>	14
D/D-R SERIES	
<i>hydraulic mulchers for excavators from 5 to 15 tons</i>	18

## FORESTRY HYDRAULIC MULCHERS

FL SERIES	
<i>hydraulic mulchers with retractable hammers for excavators from 5 to 25 tons</i>	22
F SERIES	
<i>hydraulic mulchers with retractable hammers for excavators from 10 to 20 tons</i>	28
FFL SERIES	
<i>fixed teeth hydraulic mulcher for mini and midi excavators from 2.5 to 7 tons</i>	30
FF / FF-L SERIES	
<i>hydraulic mulchers with fixed teeth for excavators from 6 to 18 tons</i>	32
FFH / FFH-L SERIES	
<i>hydraulic mulchers with fixed teeth for excavators from 14 to 25 tons</i>	36

## HYDRAULIC MULCHERS FOR SKID-STEER LOADERS

DM SERIES	
<i>hydraulic mulchers for skid steer loaders with hydraulic translation</i>	38
DML SERIES	
<i>hydraulic mulchers for skid steer loaders</i>	42
DMM SERIES	
<i>hydraulic mulchers for skid steer loaders</i>	44
DMP SERIES	
<i>hydraulic mulchers for compact track loaders and excavators from 3 to 5 tons</i>	48
TF SERIES	
<i>hydraulic forestry mulchers with fixed teeth for skid steer loaders</i>	52

## HYDRAULIC AUGERS

T SERIES	
<i>multifunction hydraulic augers for excavators from 1.5 to 10.5 tons</i>	54

## MIXING BUCKETS

BM SERIES	
<i>mixing buckets for skid steer loaders and excavators</i>	58

## SWEEPING BUCKETS

BS SERIES	
<i>sweeping buckets with collection for skid steer loaders</i>	60

## MULTITOOL

<i>multifunction equipment for excavators from 1.8 to 3 ton</i>	62
---	----

## MA ADAPTER

<i>adapter for the use of agricultural equipment on skid-steer loader</i>	66
---	----

## SORTING GRAPPLE

P SERIES	
<i>sorting grapple with bidirectional hydraulic rotation as standard</i>	68
PF SERIES	
<i>fixed sorting grapple, without hydraulic rotation</i>	68

## HEDGE TRIMMERS

TS SERIES	
<i>hedge trimmers for excavators</i>	70

## SCREW LOG SPLITTER

SL SERIES	
<i>conical screw log splitter for 9-13 ton excavators</i>	72

## MULCHERS FOR TRACTORS

TAR SERIES	
<i>reversible agricultural mulchers</i>	74
TA-DT SERIES	
<i>agricultural medium double PTO mulchers</i>	78
TAP SERIES	
<i>agricultural heavy-duty mulchers</i>	82
TAP-R SERIES	
<i>agricultural reversible heavy-duty mulchers</i>	86
TALM SERIES	
<i>agricultural medium lateral mulchers</i>	90
TALP SERIES	
<i>agricultural heavy duty lateral mulchers</i>	94

# C4

WWW.C4MECCANICA.IT



## A / A-R SERIES

HYDRAULIC MULCHERS  
FOR EXCAVATORS  
FROM 1.5 TO 5 TONS

Rotor with hammers



Rotor with knives



**A60/A60R**  
**A80/A80R**  
**A90/A90R**  
**A100/A100R**

HYDRAULIC MULCHERS

# A SERIES

A60

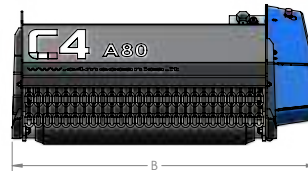
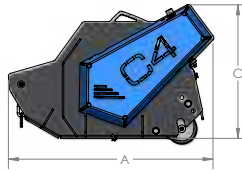
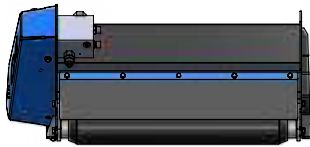
A80

A90

A100



MODEL	A60	A80	A90	A100
CUTTING WIDTH (mm)	600	800	900	1060
RECOMMENDED EXCAVATOR (ton)	1.5-2.5	2-3	2.5-4	3.5-5
WEIGHT (Kg)	105	115	145	180
OIL PRESSURE (bar)	200	200	200	200
OIL FLOW (l/min)	20-50	20-50	30-80	30-80
NUMBER OF KNIVES	24	32	36	48
NUMBER OF HAMMERS	12	16	12	16
MAX CUTTING DIAMETER (mm)	20	20	35	35
A DIMENSION (mm)	680	680	680	680
B DIMENSION (mm)	830	1010	1110	1275
C DIMENSION (mm)	440	440	440	440
SELF-LEVELLING SUPPORT WEIGHT (Kg)	27	27	27	27
EXCAVATOR ATTACHMENT WEIGHT (min-max Kg)	10-15	10-15	10-15	10-15



# A-R SERIES

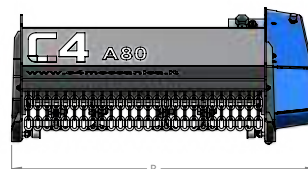
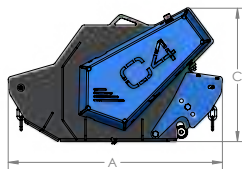
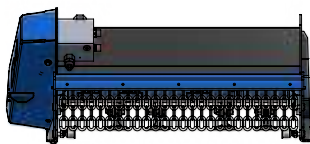
(Reversible - without support roller)

A60R / A80R

A90R / A100R



MODEL	A60R	A80R	A90R	A100R
CUTTING WIDTH (mm)	600	800	900	1060
RECOMMENDED EXCAVATOR (ton)	1.5-2.5	2-3	2.5-4	3.5-5
WEIGHT (Kg)	105	115	145	180
OIL PRESSURE (bar)	200	200	200	200
OIL FLOW (l/min)	20-50	20-50	30-80	30-80
NUMBER OF KNIVES	24	32	36	48
NUMBER OF HAMMERS	12	16	12	16
MAX CUTTING DIAMETER (mm)	20	20	35	35
A DIMENSION (mm)	710	710	710	680
B DIMENSION (mm)	830	1010	1110	1275
C DIMENSION (mm)	440	440	440	440
SELF-LEVELLING SUPPORT WEIGHT (Kg)	27	27	27	27
EXCAVATOR ATTACHMENT WEIGHT (min-max Kg)	10-15	10-15	10-15	10-15






Direct transmission with motor inside the machine protected from impacts and collisions. Standard with high pressure oil seal.




Fluidbox for complete and safe engine management, with maximum shockproof valve, anti-cavitation system and flow regulation to set the rotor speed correctly.



The machine is standard in a two-pipe configuration, the fluidbox will manage the flow of oil coming from engine drainage. In the event that the back pressure at the discharge is greater than 8 bar, it's possible to provide the third drainage tube for direct tank discharge.



Rear support roller adjustable in three positions for cutting height adjustment. (A version).



Support roller and wear strip in the A series.  
No support roller and rear protection with chains (A-R series)



A Series:  
- Front protection with chains.  
- Rear protection with wear-resistant rubber strip.  
A-R series:  
- Front and rear protection with chains.



Shaft rotation clockwise.  
Unidirectional working direction. (A series)



Shaft rotation clockwise.  
Bidirectional working direction. (A-R series)




Available as **optional**: standard attachment and pins with customized measurements, flat plate for attachment as standard.



Self-levelling support (**optional**), that allows an oscillation of the mulcher to accommodate the unevenness of the ground protecting it from bumps.



Standard with 1,8 mt hydraulic hoses (A60/A60-R/A80/A80-R) and 2 mt hydraulic hoses (A90/A90-R/A100/A100-R).  
Available as **optional**: set of hoses with customized lengths.



Rotor can be equipped with knives for more shredding capacity and lower power requirement. Two-blade knives for A60-A80-A60R-A80R. Three-blade knives for A90-A100-A90R-A100R. Rotor can be equipped with hammers for safely tackle shrubs up to 35mm in diameter.



A60 - A80 - A60R - A80R  
• Two-blade knife  
• Light hammer



A90 - A100 - A90R - A100R  
• Three-blade knife  
• Hammer






WWW.C4MECCANICA.IT



# B / B-R SERIES

HYDRAULIC MULCHERS  
FOR EXCAVATORS  
FROM 3 TO 5 TONS

Rotor with hammers



Rotor with knives




**B90/B90R  
B110/B100R**

HYDRAULIC MULCHERS


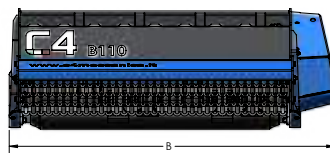
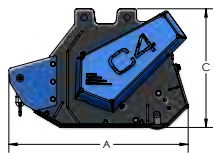
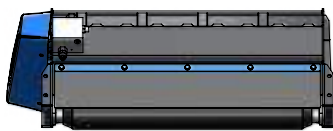
# B SERIES

B90

B110



MODEL	B90	B110
CUTTING WIDTH (mm)	890	1070
RECOMMENDED EXCAVATOR (ton)	3-4	3.5-5
WEIGHT (Kg)	205	235
OIL PRESSURE (bar)	200	200
OIL FLOW (l/min)	30-80	40-80
NUMBER OF KNIVES	36	48
NUMBER OF HAMMERS	12	16
MAX CUTTING DIAMETER (mm)	50	50
A DIMENSION (mm)	710	710
B DIMENSION (mm)	1015	1215
C DIMENSION (mm)	463	463
SELF-LEVELLING SUPPORT WEIGHT (Kg)	31	31
EXCAVATOR ATTACHMENT WEIGHT (min-max Kg)	12-20	12-20



# B-R SERIES


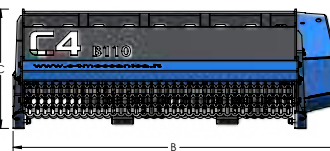
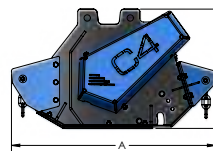
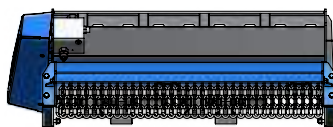
(Reversible - without support roller)

B90R

B110R



MODEL	B90R	B110R
CUTTING WIDTH (mm)	890	1070
RECOMMENDED EXCAVATOR (ton)	3-4	3.5-5
WEIGHT (Kg)	205	235
OIL PRESSURE (bar)	200	200
OIL FLOW (l/min)	30-80	40-80
NUMBER OF KNIVES	36	48
NUMBER OF HAMMERS	12	16
MAX CUTTING DIAMETER (mm)	50	50
A DIMENSION (mm)	810	810
B DIMENSION (mm)	1015	1215
C DIMENSION (mm)	463	463
SELF-LEVELLING SUPPORT WEIGHT (Kg)	31	31
EXCAVATOR ATTACHMENT WEIGHT (min-max Kg)	12-20	12-20





Direct transmission with motor inside the machine protected from impacts and collisions. Standard with high pressure oil seal.



Fluidbox for complete and safe engine management, with maximum shockproof valve, anti-cavitation system and flow regulation to set the rotor speed correctly.



Replaceable wear-resistant skids.



Shaft rotation clockwise.  
Unidirectional working direction.  
(B series)



Shaft rotation clockwise.  
Bidirectional working direction.  
(B-R series)



Double-bottomed case to increase robustness and optimize the cutting volume.



Standard with 2mt hydraulic hoses, available as **optional**: set of hoses with customized lengths.



The machine is standard in a two-pipe configuration, the fluidbox will manage the flow of oil coming from engine drainage. In the event that the back pressure at the discharge is greater than 8 bar, it's possible to provide the third drainage tube for direct tank discharge.



Rotor can be equipped with three-blade knives for higher shredding capacity and lower demand of power. Rotor can be equipped with hammers to tackle branches and shrubs up to 50 mm in diameter.



B series:  
-Front protection with chains.  
-Rear protection with wear-resistant rubber strip.  
B-R series:  
- Front and rear protection with chains.



Rear support roller adjustable in three positions for cutting height adjustment. (B version).



Predisposition of holes on the upper part of the machine, which allows to position customized attachment on 7 different positions.



- Three-blade knife
- Hammer



Available as **optional**: standard attachment and pins with customized measurements, flat plate for attachment as standard.



Self-levelling support (**optional**), that allows an oscillation of the mulcher to accommodate the unevenness of the ground protecting it from bumps.



# C4

WWW.C4MECCANICA.IT



## C / C-R SERIES

HYDRAULIC MULCHERS  
FOR EXCAVATORS  
FROM 3 TO 8 TONS

Rotor with hammers



Rotor with knives



**C100/C100R  
C120**

HYDRAULIC MULCHERS


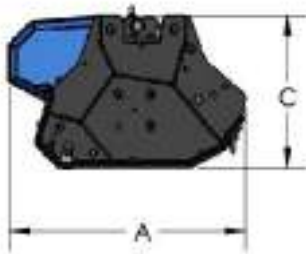
# C SERIES

C100

C120



MODEL	C100	C120
CUTTING WIDTH (mm)	970	1170
RECOMMENDED EXCAVATOR (ton)	4-6.5	5-8
WEIGHT (Kg)	280	325
OIL PRESSURE (bar)	230	230
OIL FLOW (l/min)	40-80	40-80
NUMBER OF KNIVES	36	48
NUMBER OF HAMMERS	12	16
MAX CUTTING DIAMETER (mm)	60	60
A DIMENSION (mm)	785	785
B DIMENSION (mm)	1135	1335
C DIMENSION (mm)	500	500
SELF-LEVELLING SUPPORT WEIGHT (Kg)	43	43
EXCAVATOR ATTACHMENT WEIGHT (min-max Kg)	15-40	15-40



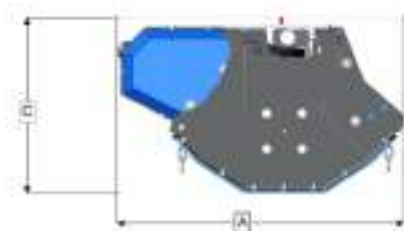
# C-R SERIES

(Reversible - without support roller)

C100R



MODEL	C100R
CUTTING WIDTH (mm)	970
RECOMMENDED EXCAVATOR (ton)	3-6
WEIGHT (Kg)	230
OIL PRESSURE (bar)	230
OIL FLOW (l/min)	40-90
NUMBER OF KNIVES	36
NUMBER OF HAMMERS	12
MAX CUTTING DIAMETER (mm)	60
A DIMENSION (mm)	870
B DIMENSION (mm)	1150
C DIMENSION (mm)	530
EXCAVATOR ATTACHMENT WEIGHT (min-max Kg)	60





Fluidbox for complete and safe engine management, with maximum shockproof valve, anti-cavitation system and flow regulation to set the rotor speed correctly.



Predisposition of holes on the upper part of the machine, which allows to position customized attachment on 6 different positions (C100) or 8 different positions (C120).



Replaceable wear-resistant skids.



Double-bottomed case to increase robustness and optimize the cutting volume.



Shaft rotation clockwise.  
Unidirectional working direction.  
(C100/C120)



Shaft rotation clockwise.  
Bidirectional working direction.  
(C100R)



Standard with 2mt hydraulic hoses.  
Available as **optional**: set of hoses with customized lengths.



Available as **optional**: standard attachment and pins with customized measurements, flat plate for attachment as standard.




Self-levelling support (**optional**), that allows an oscillation of the mulcher to accommodate the unevenness of the ground protecting it from bumps.  
(only for C100/C120)



- Three-blade knife
- Hammer



Motor mounted on support with bearings to avoid premature wear of the engine, with casing for impact protection. Belt transmission, essential for applications where the transmitted powers begin increasing, thanks to the elastic joint that has the function to preserve both the motor and the rotor from unexpected stresses.



Rotor can be equipped with three-blade knives for higher shredding capacity and lower demand of power. Rotor can be equipped with hammers to tackle branches and shrubs up to 60 mm in diameter.



Rear support roller adjustable in three positions for cutting height adjustment. Rear protection with wear-resistant rubber strip on C100/C120. Protection with chains on both sides (on C100R)




The machine is standard in a two-pipe configuration, the fluidbox will manage the flow of oil coming from engine drainage. In the event that the back pressure at the discharge is greater than 8 bar, it's possible to provide the third drainage tube for direct tank discharge.



Front protection with chains adjustable in three positions for easy maintenance.

# C4

WWW.C4MECCANICA.IT



## D / D-R SERIES

HYDRAULIC MULCHERS  
FOR EXCAVATORS  
FROM 5 TO 15 TONS

Rotor with hammers



Rotor with knives



**D120/D120R**  
**D140**  
**D170**

HYDRAULIC MULCHERS

# D SERIES

D120

D140

D170



MODEL	D120	D140	D170
CUTTING WIDTH (mm)	1170	1370	1670
RECOMMENDED EXCAVATOR (ton)	8-10	9-12	10-15
WEIGHT (Kg)	470	525	575
OIL PRESSURE (bar)	230	230	230
OIL FLOW (l/min)	60-90	60-90	80-130
NUMBER OF KNIVES	36	48	48
NUMBER OF HAMMERS	12	16	16
MAX CUTTING DIAMETER (mm)	75	75	75
A DIMENSION (mm)	970	970	970
B DIMENSION (mm)	1395	1595	1895
C DIMENSION (mm)	600	600	600
SELF-LEVELLING SUPPORT WEIGHT (Kg)	85	85	85
EXCAVATOR ATTACHMENT WEIGHT (min-max Kg)	30-70	30-70	30-70




# D-R SERIES

(Reversible - without support roller)

D120R



MODEL	D120R
CUTTING WIDTH (mm)	1170
RECOMMENDED EXCAVATOR (ton)	5-9
WEIGHT (Kg)	380
OIL PRESSURE (bar)	230
OIL FLOW (l/min)	70-110
NUMBER OF KNIVES	36
NUMBER OF HAMMERS	12
MAX CUTTING DIAMETER (mm)	60
A DIMENSION (mm)	942
B DIMENSION (mm)	1375
C DIMENSION (mm)	600
EXCAVATOR ATTACHMENT WEIGHT (min-max Kg)	30-70





Predisposition of holes for the positioning of the attachment along the entire length of the mulcher.



Fluidbox for complete and safe engine management, with maximum shockproof valve, anti-cavitation system and flow regulation to set the rotor speed correctly.



Available as **optional**: specific self-levelling support. (only for D series)



Shaft rotation clockwise. Unidirectional working direction. (D120/D140/D170)



Shaft rotation clockwise. Bidirectional working direction. (D120R)



Replaceable wear-resistant skids.



Double-bottomed case to increase robustness and optimize the cutting volume.



Available as **optional**: standard attachment and pins with customized measurements, flat plate for attachment as standard.



Standard with 2mt hydraulic hoses. Available as **optional**: set of hoses with customized lengths.



- Three-blade knife
- Hammer



Motor mounted on support with bearings to avoid premature wear of the engine, with casing for impact protection. Belt transmission, essential for applications where the transmitted powers begin increasing, thanks to the elastic joint that has the function to preserve both the motor and the rotor from unexpected stresses.



The machine is standard in a two-pipe configuration, the fluidbox will manage the flow of oil coming from engine drainage. In the event that the back pressure at the discharge is greater than 8 bar, it's possible to provide the third drainage tube for direct tank discharge.



Rotor can be equipped with three-blade knives for higher shredding capacity and lower demand of power. Rotor can be equipped with hammers to tackle branches and shrubs up to 75 mm in diameter (D Series), up to 50mm in diameter (D120R).



Rear support roller adjustable in three positions for cutting height adjustment. Rear protection with wear-resistant rubber strip. (D120/D140/D170). Protection with chains on both sides (on D120R).



Front protection with chains adjustable in two positions for easy maintenance.



WWW.C4MECCANICA.IT



# FL SERIES

HYDRAULIC MULCHERS  
WITH RETRACTABLE  
HAMMERS FOR EXCAVATORS  
**FROM 5 TO 25 TONS**



**FL100**  
**FL110**  
**FL140**  
**FL170**  
**FL230**

**FORESTRY HYDRAULIC MULCHERS**

# FL SERIES

## FL100 - FL110

HYDRAULIC MULCHERS WITH RETRACTABLE HAMMERS FOR EXCAVATORS FROM 5 TO 9 TONS

MODEL	FL100	FL110
CUTTING WIDTH (mm)	1020	1090
RECOMMENDED EXCAVATOR (ton)	5-8	6-9
WEIGHT (Kg)	360	450
OIL PRESSURE (bar)	250	250
OIL FLOW (l/min)	40-70	60-80
NUMBER OF HAMMERS	16	16
MAX CUTTING DIAMETER (mm)	100	100
A DIMENSION (mm)	945	945
B DIMENSION (mm)	1218	1292
C DIMENSION (mm)	610	610
EXCAVATOR ATTACHMENT WEIGHT (min-max Kg)	30-60	30-60



Fluidbox for complete and safe engine management, with maximum shockproof valve, anti-cavitation system and flow regulation to set the rotor speed correctly.



Available as **optional**: hydraulically adjustable front door.



Predisposition of holes for the positioning of the attachment along the entire length of the mulcher.



Available as **optional**: standard attachment and pins with customized measurements, flat plate for attachment as standard.



Rear protection with chains and wear-resistant skid.



Double-bottomed case to increase robustness and optimize the cutting volume.



Standard with 3mt hydraulic hoses. Available as **optional**: set of hoses with customized lengths.




Shaft rotation counterclockwise. Bidirectional working direction.



Reversible symmetrical hammer.



Piston motor with external drain as standard, protected by casing in case of impacts, supported on the extension with bearings to avoid a premature wear. Belt transmission, essential for applications where the transmitted powers begin increasing, thanks to the elastic joint that has the function to preserve both the motor and the rotor from unexpected stresses. **Optional**: mechanical variable-displacement piston motor and automatic variable-displacement piston motor.



Rotor with retractable hammers, in open configuration, for weight reduction and greater cutting efficiency. Hammer supports help generate more swirl inside the case favouring the recirculation of material and greater mulching action.



Front protection with chains, adjustable on 4 positions for easy maintenance.




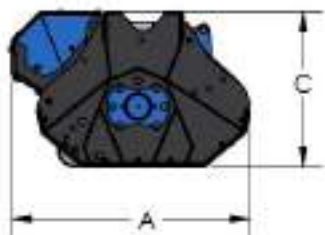
Available as **optional**: support roller.

# FL SERIES

## FL140 - FL170

HYDRAULIC MULCHERS  
WITH RETRACTABLE  
HAMMERS FOR EXCAVATORS  
FROM 9 TO 18 TONS

MODEL	FL140	FL170
CUTTING WIDTH (mm)	1467	1755
RECOMMENDED EXCAVATOR (ton)	9-15	12-18
WEIGHT (Kg)	750	820
OIL PRESSURE (bar)	250	250
OIL FLOW (l/min)	90-140	120-180
NUMBER OF HAMMERS	24	24
MAX CUTTING DIAMETER (mm)	100	100
A DIMENSION (mm)	965	965
B DIMENSION (mm)	1703	1991
C DIMENSION (mm)	650	650
EXCAVATOR ATTACHMENT WEIGHT (min-max Kg)	50-100	60-120



Piston engine with anti-cavitation valve to preserve engine and excavator when it stops working.



Predisposition of holes for the positioning of the attachment along the entire length of the mulcher.



Rear protection with chains



Double-bottomed case in hardox to increase robustness and optimize the cutting volume.



Hammer



Available as **optional**: standard attachment and pins with customized measurements, flat plate for attachment as standard.



Standard with 3mt hydraulic hoses. Available as **optional**: set of hoses with customized lengths.



Available as **optional**: hydraulically adjustable front door.



Shaft rotation counterclockwise. Bidirectional working direction.



Piston motor with external drain as standard, protected by casing in case of impacts, supported on the extension with bearings to avoid a premature wear. Belt transmission, essential for applications where the transmitted powers begin increasing, thanks to the elastic joint that has the function to preserve both the motor and the rotor from unexpected stresses. **Optional**: mechanical variable-displacement piston motor and automatic variable-displacement piston motor.



Rotor with more robust retractable hammers with larger diameter than the FL100/FL110 hammers. They are in open configuration, for weight reduction and greater cutting efficiency. Hammer supports help generate more swirl inside the case favouring the recirculation of material and greater mulching action.



Front protection with chains, adjustable on 4 positions for easy maintenance.



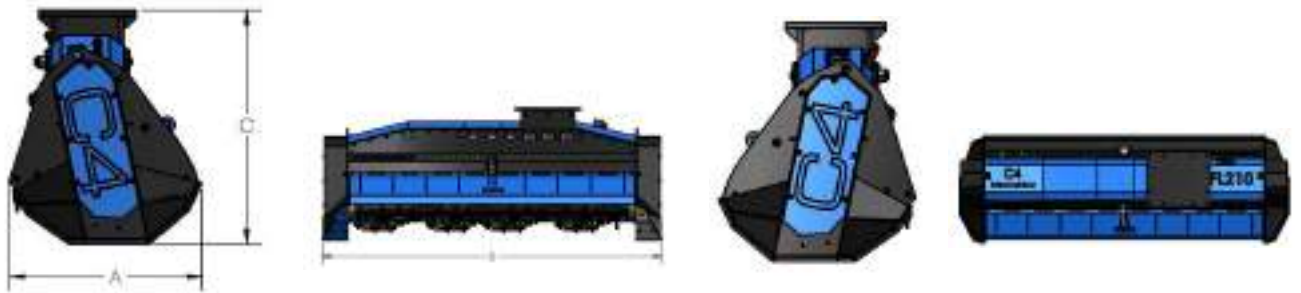
Available as **optional**: support roller (only on mod. FL140)

# FL SERIES

## FL230

HYDRAULIC MULCHERS  
WITH RETRACTABLE  
HAMMERS FOR EXCAVATORS  
**FROM 18 TO 25 TONS**

MODEL	FL230
CUTTING WIDTH (mm)	2324
RECOMMENDED EXCAVATOR (ton)	18-25
WEIGHT (Kg)	1470
OIL PRESSURE (bar)	250
OIL FLOW (l/min)	140-200
NUMBER OF HAMMERS	32
MAX CUTTING DIAMETER (mm)	100
A DIMENSION (mm)	883
B DIMENSION (mm)	2744
C DIMENSION (mm)	1071
EXCAVATOR ATTACHMENT WEIGHT (min-max Kg)	130-170



Fluidbox for complete and safe engine management, with maximum shockproof valve and relief valve. Mulcher is standard with external drainage.



Rear protection with chains.



Case made in thick steel sheet with double bottom in hardox and upper supports in the engine compartment.



Shaft rotation counterclockwise. Bidirectional working direction.



Standard with 3mt hydraulic hoses.  
Available as **optional**: set of hoses with customized lengths.



Hammer



Available as **optional**: standard attachment and pins with customized measurements, flat plate for attachment as standard.



Piston engine in the upper position and inside the machine to protect it from bumps and debris. Motor extension on bearings to avoid premature wear. Belt drive with 1:1 ratio to maximize the transmitted power acts as an elastic joint preserving both the motor and the rotor from stress unexpected events.



Predisposition of holes for positioning customized support on 4 positions. Modular upper covers that do not need to be replaced when changing the position of the support .



Replaceable wear-resistant skid with a large surface of support.



Standard with front protection with hydraulically adjustable door, available as **optional**: solenoid valve to control the jack with the principal line.



Special open rotor configuration, with retractable hammers to reduce weight and inertia. The hammers supports are lightened and shaped for minimize impacts with stones and unexpected objects.



# C4

WWW.C4MECCANICA.IT



## F SERIES

HYDRAULIC MULCHERS WITH  
RETRACTABLE HAMMERS FOR  
EXCAVATORS **FROM 10 TO 20 TONS**



**F110**  
**F150**

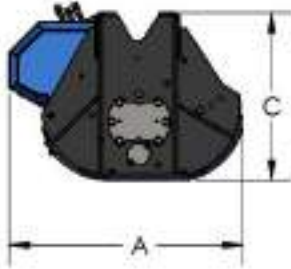
FORESTRY HYDRAULIC MULCHERS

# F SERIES

F110

F150

MODEL	F110	F150
CUTTING WIDTH (mm)	1165	1554
RECOMMENDED EXCAVATOR (ton)	10-15	12-20
WEIGHT (Kg)	660	880
OIL PRESSURE (bar)	250	250
OIL FLOW (l/min)	80-130	100-150
NUMBER OF HAMMERS	20	28
NUMBER OF PINS	4	4
MAX CUTTING DIAMETER (mm)	200	200
A DIMENSION (mm)	950	950
B DIMENSION (mm)	1490	1790
C DIMENSION (mm)	680	680
EXCAVATOR ATTACHMENT WEIGHT (min-max Kg)	50-100	60-120



Engine with anti-cavitation valve to preserve engine and excavator during travel stops.



Predisposition of holes for the positioning of the attachment along the entire length of the mulcher.



Back protection with support chains and replaceable anti-wear skids.



Double-bottomed case to increase robustness and optimize the cutting volume. Internal wear-resistant lining in Hardox.



Standard with 3m hydraulic Hoses. Available as **optional** set of hoses with customized lengths.



Symmetrical reversible hammer.




Shaft rotation counterclockwise. Bidirectional working direction.



Available as **optional**: standard attachment and pins with customized measurements, flat plate for attachment as standard.



Piston motor with external drain as standard, protected by casing in case of impacts, supported on the extension with bearings to avoid a premature wear. Belt transmission, essential for applications where the transmitted powers begin increasing, thanks to the elastic joint that has the function to preserve both the motor and the rotor from unexpected stresses.



Closed rotor with retractable hammers, designed for more robustness and for versatile use.



Front protection with chains, adjustable on 4 positions for easy maintenance.



Available as **optional**: hydraulic door opening.

# C4

WWW.C4MECCANICA.IT



## FFL SERIES

FIXED TEETH HYDRAULIC  
MULCHERS FOR MINI AND MIDI  
EXCAVATORS **FROM 2.5 TO 7 TONS**



**FFL55**  
**FFL75**  
**FFL105**

FORESTRY HYDRAULIC MULCHERS


# FFL SERIES

FFL55

FFL75

FFL105

MODEL (fixed teeth rotor)	FFL55	FFL75	FFL105
CUTTING WIDTH (mm)	560	760	1050
RECOMMENDED EXCAVATOR (ton)	2,5-4	3-5	4-7
WEIGHT (Kg)	170	200	255
OIL PRESSURE (bar)	250	250	250
OIL FLOW (l/min)	30-90	40-90	40-90
NUMBER OF TOOLS	12	16	20
MAX CUTTING DIAMETER (mm)	100	100	120
A DIMENSION (mm)	500	500	548
B DIMENSION (mm)	540	540	540
C DIMENSION (mm)	930	1130	1421
EXCAVATOR ATTACHMENT WEIGHT (min-max Kg)	12-30	12-30	15-30



	Fluidbox for complete and safe engine management, with maximum shockproof valve, anti-cavitation system and flow regulation to set the rotor speed correctly.		Double-bottomed case to increase robustness and optimize the cutting volume. Internal wear-resistant lining in Hardox.
	Replaceable wear-resistant skid with a large surface of support.		Predisposition of holes for a customized positioning of the attachment.
	Standard with 3mt hydraulic hoses. Available as <b>optional</b> : set of hoses with customized lengths.		Standard replaceable tool with cutting edge in widia.
	Available as <b>optional</b> : standard attachment and pins with customized measurements, flat plate for attachment as standard.		
	Replaceable tool with double point and cutting edge in widia.		Steel alloy tool for cutting depth reducer rotor.
	As standard on FFL series: cutting depth reducer that allows the rotor to keep a constant number revolutions and to preserve tool life.		
	Gr2 gear motor with direct transmission to maximize the transmitted power. Available as <b>Optional</b> : Gr3 gear motor Available as <b>Optional</b> : piston motor		
	Fixed teeth rotor with interchangeable tools designed for heavy jobs.		
	Thumb to move shrubs and branches.		



WWW.C4MECCANICA.IT



## FF SERIES

HYDRAULIC MULCHERS WITH  
FIXED TEETH FOR EXCAVATORS  
FROM 6 TO 12 TONS

FF80/FF100



FF80L/FF100L



**FF80**  
**FF80L**  
**FF100**  
**FF100L**

FORESTRY HYDRAULIC MULCHERS

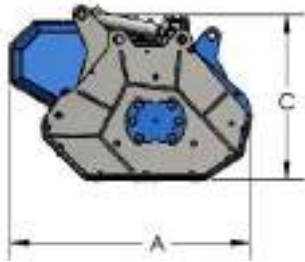
# FF SERIES

FF80

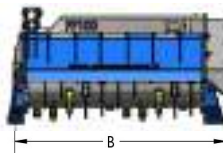
FF80L

FF100

FF100L



MODEL (fixed teeth)	FF80	FF100
MODEL (with cutting depth reducer)	FF80L	FF100L
CUTTING WIDTH (mm)	800	1000
RECOMMENDED EXCAVATOR (ton)	6-10	8-12
FF WEIGHT (fixed teeth model)	400	470
FF-L WEIGHT (mod. with cutting depth reducer)	422	496
OIL PRESSURE (bar)	250	250
OIL FLOW (l/min)	60-80	60-80
NUMBER OF TOOLS	20	24
MAX CUTTING DIAMETER (mm)	150	150
A DIMENSION (mm)	890	890
B DIMENSION (mm)	1050	1250
C DIMENSION (mm)	605	605
EXCAVATOR ATTACHMENT WEIGHT (min-max Kg)	15-40	15-40




Fluidbox for complete and safe engine management, with maximum shockproof valve, anticavitation system and flow regulation to set the rotor speed correctly.



Double-bottomed case to increase robustness and optimize the cutting volume. Internal wear-resistant lining in Hardox.



Generously sized replaceable antiwear support skids.



Predisposition of holes for a customized positioning of the attachment.



Standard with 3m hydraulic hoses. Available as an **option**: set of hoses with customized lengths.



Standard replaceable tool with cutting edge in width.



Available as an **option**: standard attachment and pins with customized measurements, flat plate for attachment as standard.



Replaceable tool with double point and cutting edge in width.



Steel alloy tool for cutting depth reducer rotor.



Shaft rotation counterclockwise. Bidirectional working direction.



As standard on FF-L series: cutting depth reducer that allows the rotor to keep a constant number revolutions and to preserve tool life.



Piston motor with external drain as standard, protected by casing in case of impacts, supported on the extension with bearings to avoid a premature wear. Belt transmission, essential for applications where the transmitted powers begin increasing, thanks to the elastic joint that has the function to preserve both the motor and the rotor from unexpected stresses.

**Optional**: mechanical variable-displacement piston motor.



Fixed teeth rotor with interchangeable tools designed for heavy jobs.



Front protection with hydraulically adjustable front door, rear protection with chains.

# C4

WWW.C4MECCANICA.IT



## FF SERIES

HYDRAULIC MULCHERS WITH  
FIXED TEETH FOR EXCAVATORS  
FROM 12 TO 18 TONS



FF130



FF130L

**FF130**  
**FF130L**

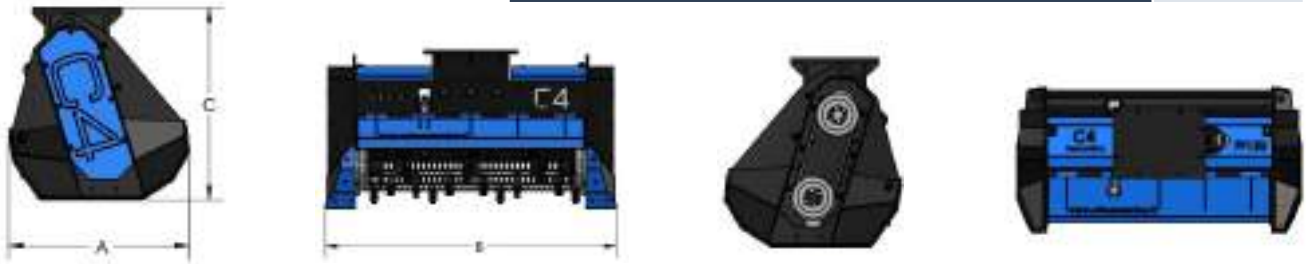
FORESTRY HYDRAULIC MULCHERS

# FF SERIES

## FF130

## FF130L

MODEL (fixed teeth)	FF130
MODEL (with cutting depth reducer)	FF130L
CUTTING WIDTH (mm)	1300
RECOMMENDED EXCAVATOR (ton)	12-18
FF WEIGHT (fixed teeth model)	860
FF-L WEIGHT (mod. with cutting depth reducer)	886
OIL PRESSURE (bar)	250
OIL FLOW (l/min)	100-150
NUMBER OF TOOLS	26
MAX CUTTING DIAMETER (mm)	250
A DIMENSION (mm)	905
B DIMENSION (mm)	1870
C DIMENSION (mm)	1380
EXCAVATOR ATTACHMENT WEIGHT (min-max Kg)	70-110



Anti-cavitation valve to avoid damaging the hydraulic system when it stops working and to exploit all the available power.



Rear protection with chains.



Replaceable anti-wear skids with a large surface of contact with the ground.



Generous thickness of the case to increase robustness and optimize the cutting volume. Internal wear-resistant lining in Hardox.



Standard with 3m hydraulic hoses. Available as **optional**: set of hoses with customized lengths.



Standard replaceable tool with cutting edge in widia.




Available as **optional**: standard attachment and pins with customized measurements, flat plate for attachment as standard.



Replaceable tool with double point and cutting edge in widia.



Steel alloy tool for cutting depth reducer rotor.



Shaft rotation counterclockwise. Bidirectional working direction.




As standard on FF-L series: cutting depth reducer that allows the rotor to keep a constant number revolutions and to preserve tool life.



Piston engine inside the machine to protect it from bumps and debris. Motor extension on bearings to avoid premature wear. Belt drive with 1:1 ratio to maximize the transmitted power acts as an elastic joint preserving both the motor and the rotor from unexpected events. **Optional**: mechanical variable-displacement piston motor and automatic variable-displacement piston motor.




Fixed teeth rotor with interchangeable tools designed for heavy jobs.



Standard with front protection with hydraulically adjustable door, available as an **optional**: solenoid valve to control the jack with the principal line.



WWW.C4MECCANICA.IT



# FFH SERIES

DECESPUGLIATRICE IDRAULICA  
A DENTI FISSI PER  
ESCAVATORI **DA 14 A 25 TON**

FFH120/FFH150



FFH120L/FFH150L



**FFH120**  
**FFH120L**  
**FFH150**  
**FFH150L**

FORESTRY HYDRAULIC MULCHERS

# FFH SERIES

## FFH120/L

## FFH150/L

MODEL (fixed teeth)	FFH120	FFH150
MODEL (with cutting depth reducer)	FFH120L	FFH150L
CUTTING WIDTH (mm)	1200	1500
RECOMMENDED EXCAVATOR (ton)	14-20	16-25
FFH WEIGHT (fixed teeth model)	1200	1400
FFH-L WEIGHT (mod. with cutting depth reducer)	1250	1470
OIL PRESSURE (bar)	350	350
OIL FLOW (l/min)	130-200	130-200
NUMBER OF TOOLS	24	30
MAX CUTTING DIAMETER (mm)	250	250
A DIMENSION (mm)	905	905
B DIMENSION (mm)	1570	1870
C DIMENSION (mm)	1380	1380
EXCAVATOR ATTACHMENT WEIGHT (min-max Kg)	140-180	140-180



Fluidbox for complete and safe engine management, with anticavitation valve.



Protezione posteriore con doppia serie di catene.



Replaceable anti-wear skids with a large surface of contact with the ground.



Cassa di spessore generoso per incrementare la robustezza e ottimizzare il volume di taglio. Rivestimento interno in Hardox.



Standard with 3m hydraulic hoses. Available as **optional**: set of hoses with customized lengths.



Utensile standard sostituibile con tagliente in widia.



Plus replaceable tool with cutting edge in widia.



Steel alloy tool for cutting depth reducer rotor.



Available as **optional**: standard attachment and pins with customized measurements, flat plate for attachment as standard.



As standard on FFH-L series: cutting depth reducer that allows the rotor to keep a constant number revolutions and to preserve tool life.




Shaft rotation counterclockwise. Bidirectional working direction.



Variable displacement piston engine, for correct torque delivery based on power demand. When the workload gets intense, the hydraulic control system increases the displacement and consequently the torque, avoiding work interruptions to make the rotor regain revs. Motor protected by the frame and mounted on an extension with bearings. Final drive belt of adequate dimension.



Forestry fixed teeth rotor with interchangeable tools designed for heavy jobs.



Standard with front protection with hydraulically adjustable door, available as **optional**: solenoid valve to control the jack with the principal line.



WWW.C4MECCANICA.IT



## DM SERIES

HYDRAULIC MULCHERS  
FOR SKID-STEER LOADERS  
WITH HYDRAULIC TRANSLATION

Rotor with hammers



Rotor with knives



**DM160**  
**DM190**  
**DM220**

HYDRAULIC MULCHERS  
FOR SKID-STEER LOADERS

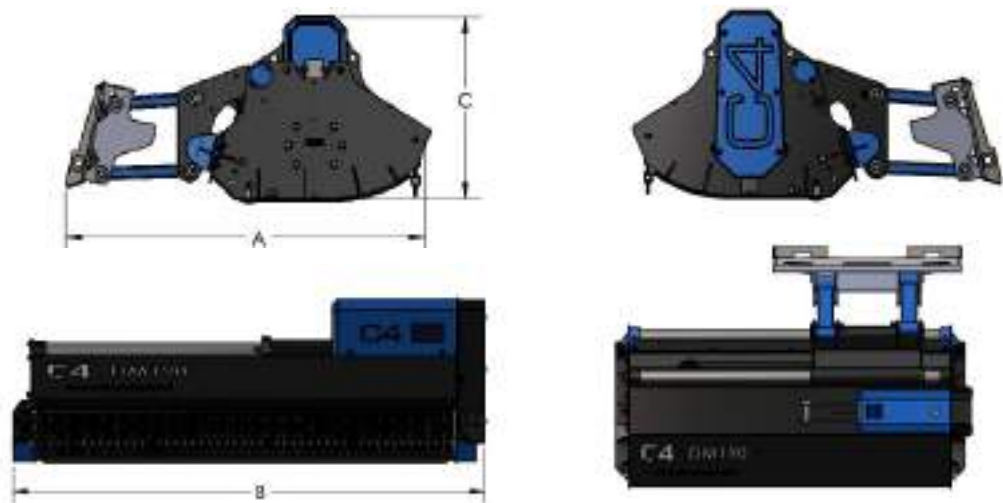
# DM SERIES

DM160

DM190

DM220

MODEL	DM160	DM190	DM220
CUTTING WIDTH (mm)	1590	1890	2190
WEIGHT (Kg)	810	860	910
OIL PRESSURE (bar)	220	220	220
OIL FLOW (l/min)	70-100	90-120	100-140
NUMBER OF HAMMERS	16	24	28
NUMBER OF KNIVES	48	72	84
MAX CUTTING DIAMETER (mm)	70	70	70
A DIMENSION (mm)	1470	1470	1470
B DIMENSION (mm)	1890	2190	2490
C DIMENSION (mm)	760	760	760



Motor with anti-cavitation valve to preserve motor and operating machine during travel stops.



Double bottom case to increase strength and optimize cutting volume.



Front protection with chains.



Standard with 3m hydraulic hoses. Available as **optional**: set of hoses with customized lengths.



Standard with skid-steer attachment, **optional**: customized attachment.




Hydraulic gear motor as standard, protected from the casing in the event of collisions and mounted on extension with bearings to avoid premature wear. Available as **optional**: piston motor. Belt transmission, essential for applications where the transmitted powers begin increasing, thanks to the elastic joint that has the function to preserve both the motor and the rotor from unexpected stresses.



Rotor can be equipped with knives for more shredding capacity and lower power requirement.  
Rotor can be equipped with hammers for safely tackle shrubs up to 60mm in diameter.



Hitch with hydraulic translation as standard, with 600 mm width of translation. Available as **optional**: six-way valve, electrically operated if you don't have a double auxiliary system.



Rear protection with adjustable support roller on three positions and rubber protection strip.



Available as **optional**: hitch with rotation, that introduces additional safety against bumps and depressions, allowing, in addition to the guaranteed translation from the standard arms, the rotation of the machine with respect to the skid steer.




- Three-blade knife
- Hammer



Oscillating attachment system on arms to overcome easily uneven ground. Slotted upper arm attachment.



**C4**



# DML SERIES

HYDRAULIC MULCHERS FOR  
SKID-STEER LOADERS WITH  
HYDRAULIC TRANSLATION (OPTIONAL)

**Rotor with hammers**



**Rotor with knives**



**DML160  
DML190  
DML220**

**HYDRAULIC MULCHERS  
FOR SKID-STEER LOADERS**

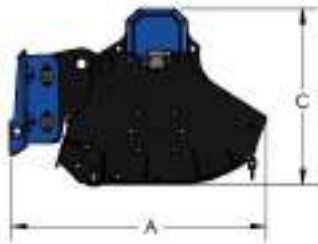
# DML SERIES

DML160

DML190

DML220

MODEL	DML160	DML190	DML220
CUTTING WIDTH (mm)	1590	1890	2190
WEIGHT (Kg)	565	610	660
OIL PRESSURE (bar)	220	220	220
OIL FLOW (l/min)	70-100	90-120	100-140
NUMBER OF HAMMERS	16	24	28
NUMBER OF KNIVES	48	72	84
MAX CUTTING DIAMETER (mm)	70	70	70
A DIMENSION (mm)	1100	1100	1100
B DIMENSION (mm)	1890	2190	2490
C DIMENSION (mm)	760	760	760



Motor with anti-cavitation valve to preserve motor and operating machine during travel stops.



Double bottom case to increase strength and optimize cutting volume.



Front protection with chains.



Standard with 3m hydraulic hoses. Available as **optional**: set of hoses with customized lengths.



Hydraulic gear motor as standard, protected from the casing in the event of collisions and mounted on extension with bearings to avoid premature wear. Available as **optional**: piston motor. Belt transmission, essential for applications where the transmitted powers begin increasing, thanks to the elastic joint that has the function to preserve both the motor and the rotor from unexpected stresses.



Rotor can be equipped with knives for more shredding capacity and lower power requirement. Rotor can be equipped with hammers for safely tackle shrubs up to 60mm in diameter.



Oscillating attachment system with slotted pins, which is simplified compared to the DM series one, to overcome easily uneven ground.



Rear protection with adjustable support roller on three positions and rubber protection strip.



- Three-blade knife
- Hammer



Standard with skid-steer attachment, **optional**: customized attachment.


**C4**



# DMM SERIES

HYDRAULIC MULCHERS  
FOR SKID-STEER LOADERS

Rotor with hammers



Rotor with knives



**DMM120**  
**DMM130**  
**DMM140**  
**DMM160**

HYDRAULIC MULCHERS FOR  
SKID-STEER LOADERS

# DMM SERIES

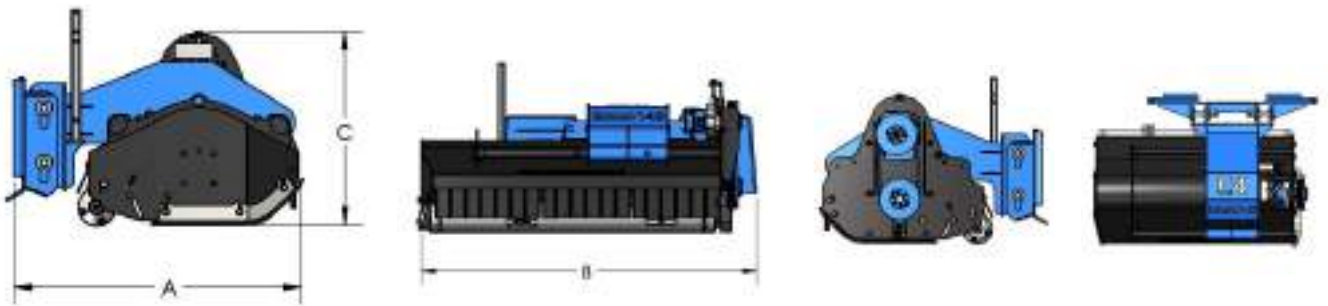
DMM120

DMM130

DMM140

DMM160

MODEL	DMM120	DMM130	DMM140	DMM160
CUTTING WIDTH (mm)	1180	1280	1380	1580
WEIGHT (Kg)	420	450	470	485
OIL PRESSURE (bar)	200	200	200	200
OIL FLOW (l/min)	40-80	40-80	50-100	70-120
NUMBER OF KNIVES	36	36	42	48
NUMBER OF HAMMERS	12	12	14	16
MAX CUTTING DIAMETER (mm)	60	60	60	60
A DIMENSION (mm)	1070	1070	1070	1070
B DIMENSION (mm)	1375	1475	1575	1775
C DIMENSION (mm)	700	700	700	700



Replacable anti-wear skid, adjustable in three positions to vary the cutting height.



Oscillating attachment system with slotted pins to overcome easily uneven ground.



Standard with 2m hydraulic hoses. Available as **optional**: set of hoses with customized lengths.



Standard with skid-steer attachment, **optional**: customized attachment.




Hydraulic piston motor in upper position. Belt transmission, essential for applications where the transmitted powers begin increasing, thanks to the elastic joint that has the function to preserve both the motor and the rotor from unexpected stresses.



Hitch with 330mm width of lateral translation.



The translation is manual on 6 different positions. Available as **optional**: hydraulic translation with hydraulic cylinder. Available as **optional** 6-way valve electrically controlled if the machine does not have a free auxiliary system.



Rotor can be equipped with knives for more shredding capacity and lower power requirement.  
Rotor can be equipped with hammers for safely tackle shrubs up to 60mm in diameter.



- Three-blade knife
- Hammer



Front protection with steel flaps.  
Reversible rear roller scraper adjustable in height.



The rear roller can be configured in 6 different positions distinct, which allow you to vary the volume and geometry of the case. There are three far height positions available from the rotor (to increase the cutting volume) and three positions in height near the rotor (to decrease the cutting volume), this allows you to configure the machine as a function of the amount of material to be cut (and therefore the power required) and the size to be obtained.



# C4

WWW.C4MECCANICA.IT



## DMP SERIES

HYDRAULIC MULCHERS FOR  
COMPACT TRACK LOADER AND  
EXCAVATOR **FROM 3 TO 5 TONS**

Rotor with hammers



Rotor with knives



### DMP100


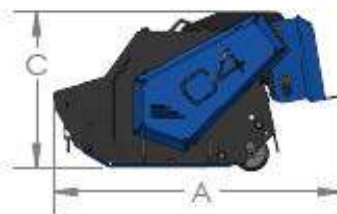
HYDRAULIC MULCHERS  
FOR SKID-STEER LOADERS  
AND EXCAVATORS

# DMP SERIES

## DMP100



MODEL	DMP100
CUTTING WIDTH (mm)	1000
WEIGHT (Kg)	225
OIL PRESSURE (bar)	200
OIL FLOW (lt/min)	30-80
NUMBER OF KNIVES	48
NUMBER OF HAMMERS	16
MAX CUTTING DIAMETER (mm)	35
A DIMENSION (mm)	840
B DIMENSION (mm)	1270
C DIMENSION (mm)	450



Direct transmission with motor inside the machine protected from impacts and collisions. Standard with high pressure oil seal.



Fluidbox for complete and safe engine management, with maximum shockproof valve, anti-cavitation system and flow regulation to set the rotor speed correctly.



Replaceable wear-resistant skids.



The machine comes standard in a two-pipe configuration, the fluidbox will manage the flow of oil coming from engine drainage. In the event that the back pressure at the discharge is greater than 8 bar, it's possible to provide for the third drainage tube for direct tank discharge.



Rotor can be equipped with knives for more shredding capacity and lower power requirement. Three-bladed knives set. Rotor can be equipped with hammers for safely tackle shrubs up to 35mm in diameter.



Rear support roller adjustable in three positions for cutting height adjustment.



Oscillating bolted attachment system for compact track loaders with slotted pins, allows you to easily overcome and accommodate uneven ground.



Front protection with chains.  
Rear protection with wear-resistant rubber strip.



Available as **optional**: excavator standard attachment and pins with customized measurements.



Standard with 1.6 m hydraulic hoses.  
Available as **optional**: set of hoses with customized lengths.



Available as **optional** for excavator attachment: Self-leveling support that allows an oscillation of the equipment to accommodate the unevenness of the ground protecting it from bumps.



- Three-blade knives
- Hammers





WWW.C4MECCANICA.IT



# TF SERIES

FORESTRY HYDRAULIC  
MULCHERS WITH FIXED TEETH  
FOR SKID-STEER LOADERS

TF160/TF180/TF200



TF160L/TF180L/TF200L



**TF160**  
**TF160L**  
**TF180**  
**TF180L**  
**TF200**  
**TF200L**

**HYDRAULIC MULCHERS  
FOR SKID-STEER LOADERS**


# TF SERIES

TF160/TF160L

TF180/TF180L

TF200/TF200L

MODEL (fixed teeth)	TF160	TF180	TF200
MODEL (with cutting depth reducer)	TF160L	TF180L	TF200L
CUTTING WIDTH (mm)	1560	1760	1960
TF WEIGHT (fixed teeth model)	980	1080	1200
TF-L WEIGHT (mod. with cutting depth reducer)	1020	1123	1250
OIL PRESSURE (bar)	250	250	250
OIL FLOW (l/min)	100-150	100-150	100-150
NUMBER OF TOOLS	36	40	48
MAX CUTTING DIAMETER (mm)	150	150	150
A DIMENSION (mm)	1060	1060	1060
B DIMENSION (mm)	1960	2160	2360
C DIMENSION (mm)	1360	1360	1360



Pressure gauge to monitor constantly pressure peaks.



Double-bottomed case to increase robustness and optimize the cutting volume.




Forestry fixed teeth rotor with interchangeable tools designed for heavy jobs.




Rear protection with chains.



Standard with 3m hydraulic hoses. Available as **optional**: set of hoses with customized lengths.



Standard replaceable tool with cutting edge in width.



Steel alloy tool for cutting depth reducer rotor.



Replaceable tool with double point and cutting edge in width.



Replaceable anti-wear skids with a large surface of contact with the ground.




As standard on TF-L series: cutting depth reducer that allows the rotor to keep a constant number revolutions and to preserve tool life.



Forestry arch with mechanical adjustment as standard, to prevent it from branches and shrubs cut from the machine fall over the skid steer.



Standard with skid-steer attachment, **optional**: customized attachment.



Piston motor placed inside the machine, supported on the extension with bearings to avoid a premature wear. Belt transmission, essential for applications where the transmitted powers begin increasing, thanks to the elastic joint that has the function to preserve both the motor and the rotor from unexpected stresses. **Optional**: variable- displacement piston motor.



Motor with anti-cavitation valve to preserve the motor during travel stops.



Front protection with hydraulically adjustable front door. Standard with six-way valve, electrically operated if the machine does not have a double auxiliary system.



[WWW.C4MECCANICA.IT](http://WWW.C4MECCANICA.IT)



# T SERIES

MULTIFUNCTIONAL HYDRAULIC  
AUGERS FOR EXCAVATORS  
FROM 1.5 TO 10.5 TONS

**T15/TV15**  
**T20/TV20**  
**T50/TV50**

HYDRAULIC AUGERS

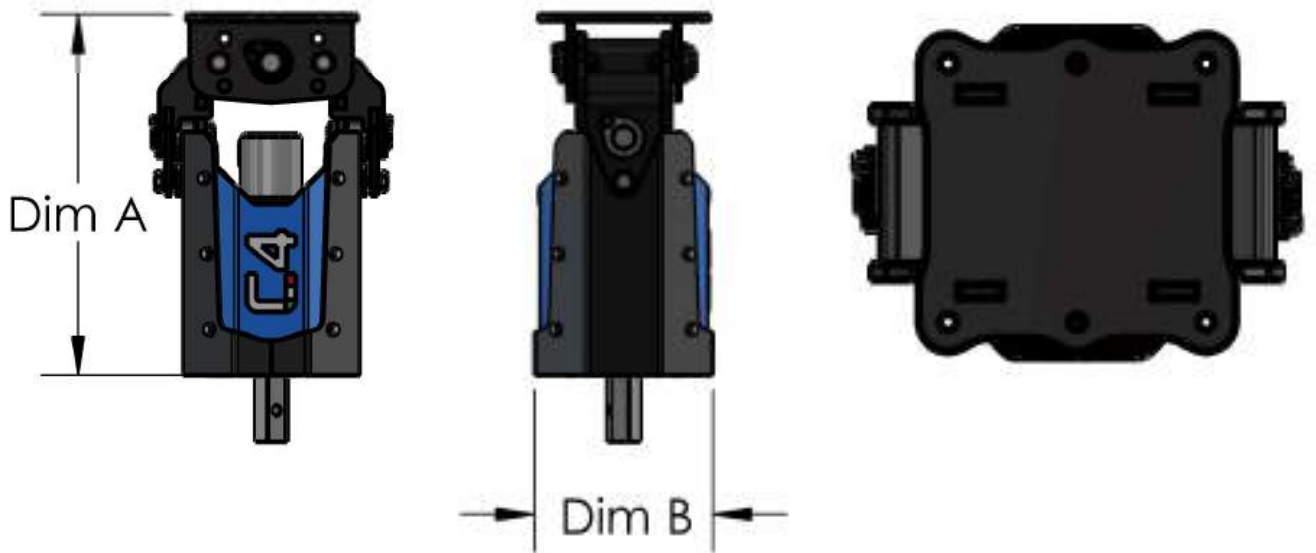
# T SERIES

T15/TV15

T20/TV20

T50/TV50

MODEL (multifunctional)	T15	T20	T50
MODEL (1-pin attachment without locks)	TV15	TV20	TV50
EXCAVATOR (ton)	1.5-3	3-5	5-10.5
A DIMENSION (mm)	475	600	720
B DIMENSION (mm)	250	300	300
WORKING TORQUE (N/m)	1500	2500	5000
WEIGHT (Kg)	80	135	172
OIL FLOW (l/min)	20-40	30-60	45-80
WORKING PRESSURE (bar)	160	180	200
ENGINE DISPLACEMENT (cc)	125	200	250
HEXAGON	50	50/70	50/70



### T/TV SERIES

Traction with reduced motor, inside the frame, protected from impacts or strokes.



### T SERIES

Upper attachment characterized by double joint mounted on self-lubricating bushings, with possibility to block the rotations by screws.



### T SERIES

Available as **optional**: standard attachment and pins with customized measurements and skid-steer adapter.



### TV SERIES

Standard on TV models: upper attachment with single pin without locks.



### T/TV SERIES

Standard with 1.6mt hydraulic hoses.



1m long Standard tip, available in 8 cuts: with diameter 100, 150, 200, 250, 300, 350, 400, 500.

Hexagon of 50mm or 70mm, depending on the model.



1m long Rock tip, available in 8 cuts: with diameter 100, 150, 200, 250, 300, 350, 400, 500.

Hexagon of 50mm or 70mm, depending on the model.



Stump grinder, available in 3 cuts: with diameter 200, 300, 400.

Hexagon of 50mm or 70mm, depending on the model.



Conical tip, available in 3 cuts: with diameter 40, 170, 200 e 250.

Hexagon of 50mm or 70mm, depending on the model.



1m extension with or without propeller, propeller diameter available in 8 measures : 100, 150, 200, 250, 300, 350, 400, 500.



### T SERIES

Leaving the double joint free, the drill allows to maintain the perpendicularity with the ground, avoiding complicated maneuvers of positioning the arm. This is useful in applications with standard tip and rock tip.




With stump grinder and conical tip, the rotation blocks on the two pins help to precisely direct the tip and apply pressure on the wood without the auger being subjected to spontaneous movements. In addition, for special jobs where it is necessary to use the drill at unusual angles, three positions have been introduced for the upper pivot to tilt the auger forward or backward by about 25 degrees.





**C4**

WWW.C4MECCANICA.IT



# BM SERIES

MIXING BUCKETS FOR SKIDSTEER  
LOADERS AND EXCAVATORS

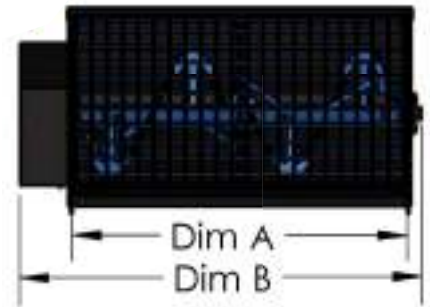
**BM150/BM150H**  
**BM200/BM200H**  
**BM250/BM250H**  
**BM350/BM350H**  
**BM450/BM450H**

MIXING BUCKETS

# BM SERIES

BM150/H  
BM200/H  
BM250/H  
BM350/H  
BM450/H

MODEL	BM150	BM200	BM250	BM350	BM450
MODEL (With tank in Hardox)	BM150H	BM200H	BM250H	BM350H	BM450H
A DIMENSION (mm)	1000	1250	1250	1350	1650
B DIMENSION (mm)	1260	1490	1490	1590	1890
C DIMENSION (mm)	560	560	620	730	730
D DIMENSION (mm)	630	630 <td 730	840	840	
WEIGHT (Kg)	200	310	350	450	510
FULL LOAD WEIGHT (Kg)	500	780	930	1250	1500
CAPACITY UP TO SCREW (lt)	150	200	250	350	450
MAX PRESSURE (bar)	140	140	140	140	140



Orbital motor with relief valve integrated. Transmission with reducer.



Standard with 1.8mt hydraulic hoses.

Quick couplings included.




The particular configuration of the rotor and the mixing arms allows the drain connector to be in a central position, the discharge is opened by means of a hydraulic cylinder, controlled by a six-way solenoid valve.



Available with standard skid steer attachment, available as **optional**: customized skid-steer attachment. Available as **optional**: customized attachment with pins for excavator.



Available as **optional**: facilitated opening of the protection grid via gas shock absorbers and hydraulic auger locking device.



Slide with quick coupling, which can be positioned without the need to stand under the machine, thus avoiding dangerous situations.



Slide mounted on a swivel ring, which has the possibility of being rotated 360 degrees.



WWW.C4MECCANICA.IT



# BS SERIES

SWEEPING BUCKETS FOR  
SKID-STEER LOADERS


**BS150/BS150H**  
**BS165/BS165H**  
**BS180/BS180H**  
**BS210/BS210H**

**SWEEPING BUCKETS**

# BS SERIES

BS150/BS150H  
BS165/BS165H  
BS180/BS180H  
BS210/BS210H

MODEL	BS150	BS165	BS180	BS210
MODEL (with blade and collecting tank in hardox)	BS150H	BS165H	BS180H	BS210H
BRUSH DIAMETER (mm)	560	560	560	560
WORKING WIDTH (mm)	1500	1650	1800	2100
WORKING WIDTH WITH BRUSH (mm)	1950	2100	2250	2550
WEIGHT (Kg)	400	425	450	500
PRESSURE (bar)	180	180	180	180
CAPACITY (lt)	450	480	510	560
BRUSHES	35	38	41	47
A DIMENSION (mm)	1425	1425	1425	1425
B DIMENSION (mm)	1688	1838	1988	2288
C DIMENSION (mm)	615	615	615	615



Engine supported by extension with bearings inside the machine.



Chain transmission.



Front and side rubber protection.



Standard with attachment for skid-steer, **optional**: customized attachment.



Available as **optional**: system of spraying water with electric pump and 100 liter tank for dust suppression or system for fall.




Available as **optional**: wire side brush for cleaning road curbs, complete with pipes and engine.



Slotted brush support arm, to ensure constant resting on the ground and avoid damaging the brush unit.



Front roller connected to the collection bucket by hinges to facilitate cleaning of the machine. With adjustment of the rotor height to guarantee optimal functioning and compensate for the progressive wear of the brushes.



Side brush, adjustable in 4 positions. High rest location and close to the machine for not occupy the roadway.





Polypropylene brush set or steel brushes for heavier jobs.



Standard with 1.8mt hydraulic hoses. Quick couplings included.



WWW.C4MECCANICA.IT



# MULTITOOL

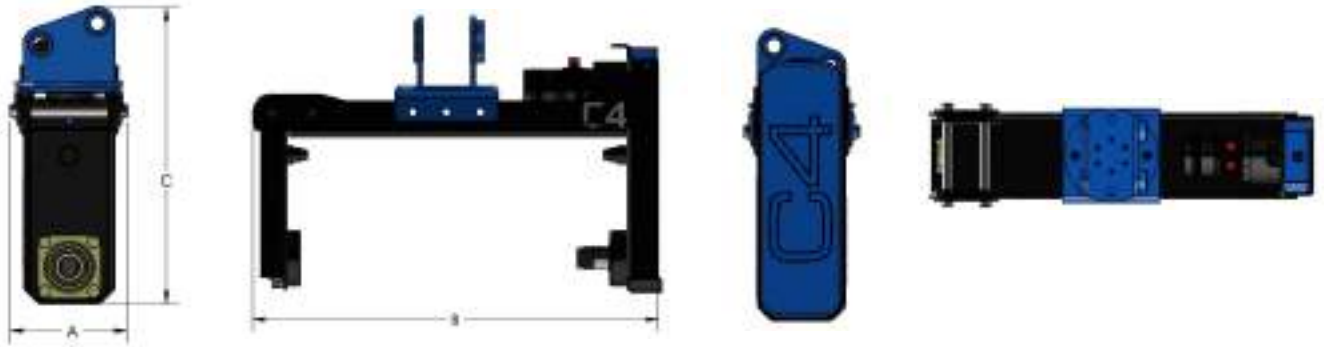
MULTIFUNCTIONAL EQUIPMENT FOR  
EXCAVATORS **FROM 1.8 TO 3 TONS**

## MULTITOOL

MULTIFUNCTIONAL  
EQUIPMENT FOR  
MINI-EXCAVATORS

# MULTITOOL

MODEL	MULTITOOL
WEIGHT (Kg)	61
OIL PRESSURE (bar)	200
OIL FLOW (l/min)	20-50
A DIMENSION (mm)	240
B DIMENSION (mm)	908
C DIMENSION (mm)	612



## C4 BRANDED PRODUCT FOR MINI EXCAVATORS. It can be applied on excavators from 1.8 to 3 tons.

The hydraulic system has been suitably designed and sized to ensure downstream the power required by the tool group and upstream to adapt to the incoming oil flow rates by the excavator. The heart of the equipment is the tool support frame, which is the interface that allows the connection of the tools to the tool holder frame while keeping only one main machine body. These features make our Multitool a product highly versatile and useful for many uses.



Quick change tool system through pins.



Transmission with reduced chain.



Available as **optional**: standard attachment and pins with customized measurements. Predisposition of holes on the upper part of the machine, which allows to position customized attachment on 4 different positions.

# ACCESSORIES

## CATENARY



Tool for creating excavations. Standard with screw extraction of the material.

<b>WEIGHT (Kg)</b>	65
<b>NUMBER OF TOOLS</b>	26
<b>CUTTING DEPTH (mm)</b>	500
<b>DIGGING WIDTH (mm)</b>	60

## AERATOR



Tool for the care and maintenance of the turf.

<b>WEIGHT (Kg)</b>	50
<b>WIDTH (mm)</b>	700
<b>DIAMETER (mm)</b>	335
<b>NUMBER OF POINTS</b>	40

## ROTARY TILLERS



Soil cultivation tool.

<b>WEIGHT (Kg)</b>	50
<b>WIDTH (mm)</b>	678
<b>WORKING DEPTH (mm)</b>	125
<b>NUMBER OF TOOLS</b>	8/20


## MIXING BUCKET



Tool for mixing building and agricultural products. Standard with protective grid and front exhaust.

<b>WEIGHT (Kg)</b>	50
<b>CAPACITY (lt)</b>	70
<b>WIDTH (mm)</b>	720


## SCREENING MACHINE



Tool for separating rocky material from the ground. Standard with lateral material loading.

<b>WEIGHT (Kg)</b>	45
<b>DIAMETER (mm)</b>	240
<b>WIDTH (mm)</b>	490

## SWEEPING MACHINE




Tool for cleaning road edges. Standard with collecting tank and PTFE brushes.

<b>WEIGHT (Kg)</b>	55
<b>WIDTH (mm)</b>	700
<b>NUMBER OF BRUSHES</b>	21





WWW.C4MECCANICA.IT



# MA ADAPTER

ADAPTER FOR THE USE OF  
AGRICULTURAL EQUIPMENT  
ON SKID-STEER LOADER

**MA**

ADAPTER FOR SKID-STEER LOADERS

# MA ADAPTER

MODEL	MA ADAPTER
WEIGHT (Kg)	240
OLIO PRESSURE (bar)	200
OLIO FLOW (l/min)	80-130
A DIMENSION (mm)	1037
B DIMENSION (mm)	1198
C DIMENSION (mm)	681



## ADAPTER FOR THE USE OF AGRICULTURAL EQUIPMENT ON SKID-STEER LOADERS.

The adapter was developed and built focusing on robustness, allowing it to cope with even the heaviest loads. The presence of height and width adjustments allows our adapter to interface with any type of equipment, emulating the capabilities of the 3-point hitch used on agricultural vehicles. The large quantity of oil present on the skid steer loaders allows this accessory to carry out any task effortlessly..



Standard with standard attachment for skid steer. Available as **optional**: customized attachment.



3-point hitch arms Cat.1 / 2 adjustable in width.




3-point hitch arms Cat.1 / 2 vertically adjustable up 3 positions.



Orbital hydraulic motor sized according to the skid steer. It is mounted on extension with bearings to preserve the life of the motor.



WWW.C4MECCANICA.IT



# SORTING GRAPPLES

## **P SERIES**

Sorting grapples with bidirectional hydraulic rotation as standard

## **PF SERIES**

Fixed sorting grapples (without hydraulic rotation)

**P10/PF10**  
**P15/PF15**  
**P20/PF20**  
**P25/PF25**  
**P30/PF30**  
**P40/PF40**

**SORTING GRAPPLE**

# P/PF SERIES

P10 - P15 - P20 - P25 - P30 - P40

PF10 - PF15 - PF20 - PF25 - PF30 - PF40

## P SERIES

Sorting grapple with bidirectional hydraulic rotation as standard. P10 model has a rotating joint, while P15-P20-P25-P30-P44 models have a hydraulic rotation with slewing ring. They are made up of a high resistance frame. The grapple can be set up with side doors to increase its loading capacity. Standard with 1,8mt hydraulic hoses.

## PF SERIES

Fixed version without hydraulic rotation. Standard with 1,8mt hydraulic hoses.



MODEL	P10	P15	P20	P25	P30	P40
MODEL (fixed without rotation)	PF10	PF15	PF20	PF25	PF30	PF40
MACHINES (TON)	1,5>3,0	3>5	4>8	6>10	11>14	14,1>15
ROTATION ANGLE	360°	360°	360°	360°	360°	360°
WEIGHT (Kg) - P SERIES	120	260	330	410	700	800
WEIGHT (Kg) - PF SERIES	85	210	280	360	640	740
MAX CAPACITY (Lt.)	50	70	90	120	160	250
A DIMENSION (mm)	820	1100	1430	1430	1870	1870
B DIMENSION (mm)	340	420	500	650	660	900
C DIMENSION (mm)	280	450	480	480	620	620
FULCRUM DISTANCE (D)	310	380	560	560	710	710
HEIGHT (E)	720	850	1010	1010	1210	1210
MAX PRESSURE CYLINDER (Bar)	220	250	250	250	250	250
CYLINDER FLOW RATE (L/min)	9	20	24	24	30	32
MAX ENGINE PRESSURE (Bar)	180	200	200	200	200	200
ENGINE FLOW RATE (L/min)	20	6	6	6	5	5

**C4**

[WWW.C4MECCANICA.IT](http://WWW.C4MECCANICA.IT)



# TS SERIES

HEDGE TRIMMERS  
FOR EXCAVATORS

**TS120**  
**TS170**  
**TS180**  
**TS200**

**HEDGE TRIMMERS**

# TS SERIES

TS120

TS170

TS180

TS200

MODEL	TS120	TS170	TS180	TS200
WEIGHT (Kg)	50	60	65	70
MAX CUTTING WIDTH (mm)	30	30	30	30
LENGTH (mm)	1270	1710	1870	2050
WIDTH (mm)	400	400	400	400
C DIMENSION (mm)	250	250	250	250
MAX PRESSURE (bar)	200	200	200	200
OIL FLOW (l/min) – Depends on motor installed	15-40	15-40	15-40	15-40

Dimensions and weights do not include bracket attachment



Standard with 2m hydraulic hoses.




Available as **optional**: standard attachment and pins with customized measurements, flat plate for attachment as standard.



Available as **optional**: attachment with adjustable inclination.

**C4**

[WWW.C4MECCANICA.IT](http://WWW.C4MECCANICA.IT)



# SL SERIES

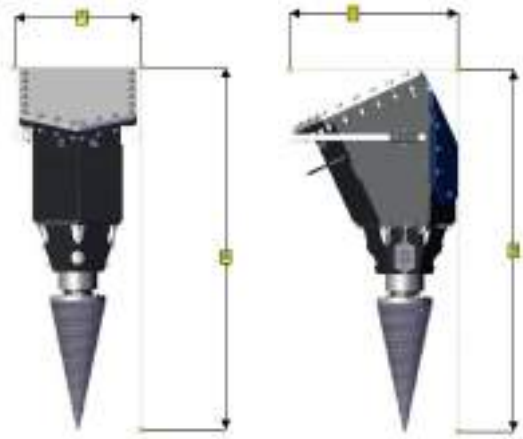
CONICAL SCREW LOG SPLITTER  
FOR **9 - 13 TON** EXCAVATORS

**SL50**

**SCREW LOG SPLITTER**

# SL SERIES

## SL50



MODEL	SL50
EXCAVATOR WEIGHT (ton)	9-13
WEIGHT (Kg)	480
MAX OIL PRESSURE (bar)	210
MAX OIL FLOW (l/min)	90
MAX ROTATION SPEED (rpm)	70
TIP DIAMETER (mm)	250
MAX ROTATION TORQUE (Nm)	4000
MAX LOG DIAMETER (mm)	850
MAX LOG LENGTH (mm)	4000
MAX LOG WEIGHT (kg)	1700
DIMENSION A (mm)	550
DIMENSION B (mm)	1580
DIMENSION C (mm)	740



### CONICAL SCREW LOG SPLITTER FOR 9-13 TON EXCAVATORS.

Designed to facilitate the handling and splitting of large logs. The transmission shaft support, with large tapered roller bearings, allows it to withstand heavy loads on the tip, ensuring safe and efficient log handling and splitting operations.

The fully enclosed shell-type frame, with a streamlined shape, ensures structural strength and protection of the gear motor unit. Its geometry facilitates the picking of logs even from very high stacks, while a large rear access hatch allows easy maintenance operations.

4- start helical conical tip made of hardened steel, with replaceable end tip.




1.8 m hydraulic hoses

Removable support feet for ground release

**C4**

WWW.C4MECCANICA.IT



# TAR SERIES

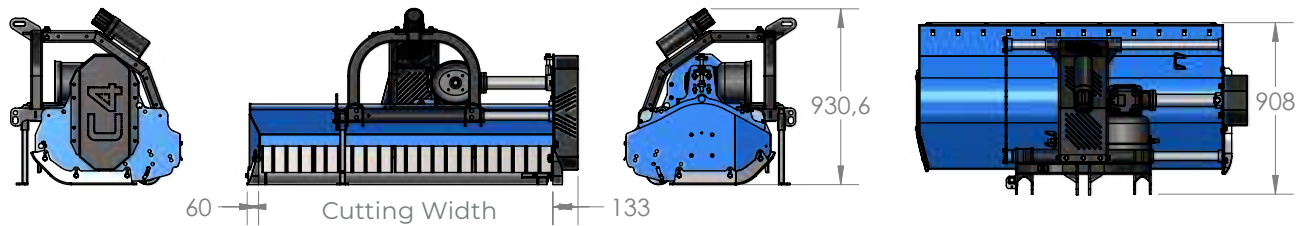
REVERSIBLE  
AGRICULTURAL  
MULCHERS

**TAR120**  
**TAR130**  
**TAR140**  
**TAR150**  
**TAR160**  
**TAR180**  
**TAR200**

AGRICULTURAL MULCHERS

# TAR SERIES TAR120 / 130 / 140 / 150 / 160 / 180 / 200

MODEL	TAR120	TAR130	TAR140	TAR150	TAR160	TAR180	TAR200
CUTTING WIDTH (mm)	1160	1260	1360	1460	1560	1760	1960
WEIGHT (Kg)	360	390	410	420	425	460	480
NUMBER OF KNIVES	36	36	42	42	48	54	60
NUMBER OF HAMMERS	12	12	14	14	16	18	20
MAX CUTTING DIAMETER (mm)	60	60	60	60	60	60	60




Replaceable wear-resistant skids, adjustable in three positions for cutting height adjustment.



Three-point hitch in Cat.I and Cat.II



Front protection with steel strips.  
Rear support roller with roller scraper adjustable in height.




Rotor can be equipped with knives for greater shredding capacity and lower power requirement.  
Rotor can be equipped with hammers to tackle branches and shrubs up to 60 mm in diameter.



Hammer  
Three-blade knife



Attachment with lateral translation of 330mm.  
The translation is manual with stop on 6 different ones positions.  
Hydraulic translation with cylinder available as an option.



The rear idler roller can be configured in 6 different positions. There are three height positions away from the rotor (to increase the cutting volume) and three height positions near the rotor (to decrease the cutting volume), this allows you to configure the machine according to the quantity of material to cut (and therefore power request) and the size you wish to obtain.



Possibility of rotating the hitch to mount the machine at the rear or at the front if the tractor is equipped with front lift and PTO.



Transmission made with gear box and belts, possibility of inverting the pulleys for operation at 540 rpm or 1000 rpm.



# C4

WWW.C4MECCANICA.IT



## TA-DT SERIES

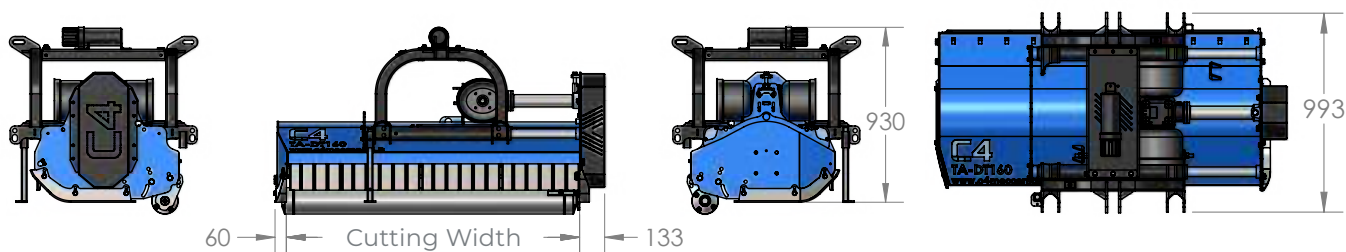
AGRICULTURAL MEDIUM  
DOUBLE PTO MULCHERS

**TA-DT120**  
**TA-DT130**  
**TA-DT140**  
**TA-DT150**  
**TA-DT160**  
**TA-DT180**  
**TA-DT200**

AGRICULTURAL MULCHERS

# TA-DT SERIES TA-DT120 / 130 / 140 / 150 / 160 / 180 / 200

MODEL	TA-DT120	TA-DT130	TA-DT140	TA-DT150	TA-DT160	TA-DT180	TA-DT200
CUTTING WIDTH (mm)	1160	1260	1360	1460	1560	1760	1960
WEIGHT (Kg)	360	390	410	420	425	460	480
NUMBER OF KNIVES	36	36	42	42	48	54	60
NUMBER OF HAMMERS	12	12	14	14	16	18	20
MAX CUTTING DIAMETER (mm)	60	60	60	60	60	60	60



Replaceable wear-resistant skids, adjustable in three positions for cutting height adjustment.



Three-point hitch in Cat.I and Cat.II



The translation is manual with stop on 6 different ones positions. Hydraulic translation with cylinder available as an option.



With the "double PTO" attachment version the mulcher can be installed on both rear and front lift without having to change the configuration of the machine.



Front protection with steel strips.  
Rear support roller with roller scraper adjustable in height.



Transmission made with gear box and belts, possibility of inverting the pulleys for operation at 540 rpm or 1000 rpm.



Rotor can be equipped with knives for greater shredding capacity and lower power requirement.  
Rotor can be equipped with hammers to tackle branches and shrubs up to 60 mm in diameter.



Hammer  
Three-blade knife



The rear idler roller can be configured in 6 different positions. There are three height positions away from the rotor (to increase the cutting volume) and three height positions near the rotor (to decrease the cutting volume), this allows you to configure the machine according to the quantity of material to cut (and therefore power request) and the size you wish to obtain.



# C4

WWW.C4MECCANICA.IT



## TAP SERIES

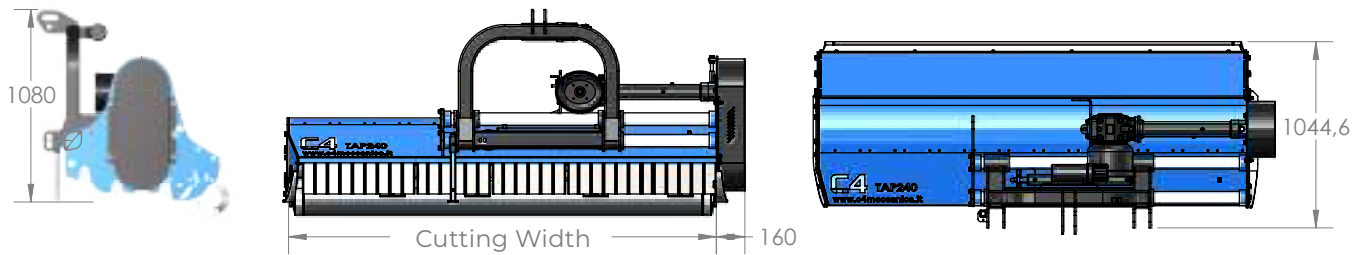
AGRICULTURAL  
HEAVY DUTY MULCHERS

**TAP160**  
**TAP180**  
**TAP200**  
**TAP220**  
**TAP240**

AGRICULTURAL MULCHERS

# TAP SERIES TAP160 / 180 / 200 / 220 / 240

MODEL	TAP160	TAP180	TAP200	TAP220	TAP240
CUTTING WIDTH (mm)	1600	1800	2000	2200	2400
WEIGHT (Kg)	625	665	705	745	785
NUMBER OF KNIVES	54	54	60	66	72
NUMBER OF HAMMERS	18	18	20	22	24
MAX CUTTING DIAMETER (mm)	80	80	80	80	80



Replaceable wear-resistant skids, adjustable in three positions for cutting height adjustment.



Three-point hitch in Cat.I and Cat.II



Front protection with steel strips.  
Rear support roller with roller scraper adjustable in height.




Rotor can be equipped with knives for greater shredding capacity and lower power requirement.  
Rotor can be equipped with hammers to tackle branches and shrubs up to 60 mm in diameter.



Hammer  
Three-blade knife



Hitch with 465mm side shift.  
The translation is manual with stop on 6 different ones positions.  
Hydraulic translation with cylinder available as an option.



The rear idler roller can be configured in 6 different positions. There are three height positions away from the rotor (to increase the cutting volume) and three height positions near the rotor (to decrease the cutting volume), this allows you to configure the machine according to the quantity of material to cut (and therefore power request) and the size you wish to obtain.




Transmission made with gear box and belts, possibility of inverting the pulleys for operation at 540 rpm or 1000 rpm.



**C4**

WWW.C4MECCANICA.IT



# TAP-R SERIES

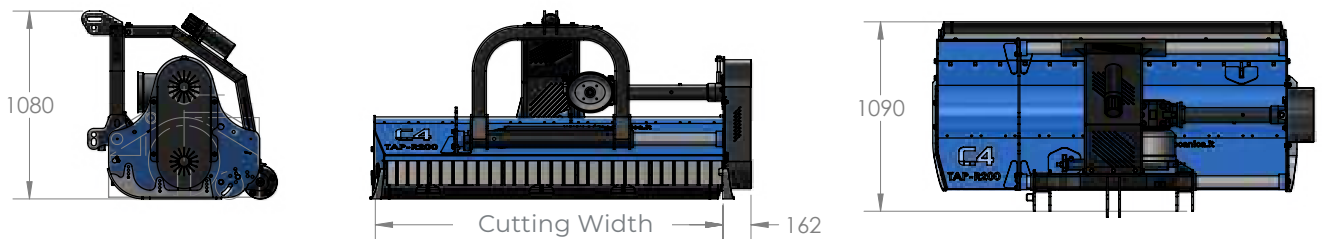
AGRICULTURAL  
REVERSIBLE  
HEAVY DUTY MULCHERS

**TAP-R160**  
**TAP-R180**  
**TAP-R200**  
**TAP-R220**  
**TAP-R240**

AGRICULTURAL MULCHERS

# TAP-R SERIES TAP-R160 / 180 / 200 / 220 / 240

MODEL	TAP-R160	TAP-R180	TAP-R200	TAP-R220	TAP-R240
CUTTING WIDTH (mm)	1600	1800	2000	2200	2400
WEIGHT (Kg)	625	665	705	745	785
NUMBER OF KNIVES	54	54	60	66	72
NUMBER OF HAMMERS	18	18	20	22	24
MAX CUTTING DIAMETER (mm)	80	80	80	80	80



Replaceable wear-resistant skids, adjustable in four positions for cutting height adjustment.



3-point arch made of welded carpentry, capable of supporting all stresses of a heavy series mulchers.  
3-point linkage in Cat.II and Cat.III.




Protezione anteriore con bandelle in acciaio.  
Rullo di appoggio posteriore con raschiarullo regolabile in altezza.



Hammer  
Three-blade knife




Hitch with 465mm side shift.  
The translation is manual with stop on 6 different ones positions.  
Hydraulic translation with cylinder available as an option.



The rear idler roller can be configured in 6 different positions. There are three height positions away from the rotor (to increase the cutting volume) and three height positions near the rotor (to decrease the cutting volume), this allows you to configure the machine according to the quantity of material to cut (and therefore power request) and the size you wish to obtain.



Possibility of rotating the hitch to mount the machine at the rear or at the front if the tractor is equipped with front lift and PTO




Transmission made with gear box and belts, possibility of inverting the pulleys for operation at 540 rpm or 1000 rpm.



**C4**

[WWW.C4MECCANICA.IT](http://WWW.C4MECCANICA.IT)



# TALM SERIES

AGRICULTURAL MEDIUM  
LATERAL MULCHERS

**TALM140**  
**TALM160**  
**TALM180**  
**TALM200**

AGRICULTURAL MULCHERS

# TALM SERIES

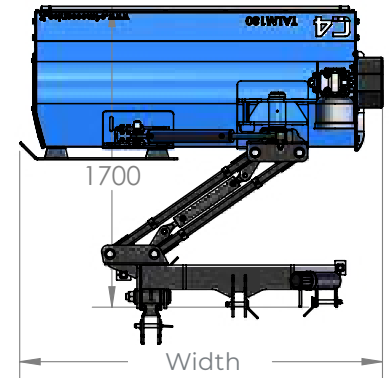
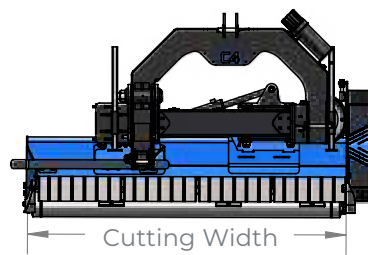
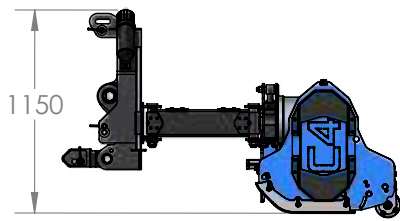
TALM140

TALM160

TALM180

TALM200

MODEL	TALM140	TALM160	TALM180	TALM200
CUTTING WIDTH (mm)	1400	1600	1800	2000
WIDTH (mm)	1650	1850	2050	2250
WEIGHT (Kg)	560	595	645	685
NUMBER OF KNIVES	42	48	54	60
NUMBER OF HAMMERS	14	16	18	20
MAX CUTTING DIAMETER (mm)	60	60	60	60



Replaceable wear-resistant skids, adjustable in three positions for cutting height adjustment.



3-point arch made of welded carpentry, capable of supporting all stresses of a heavy series mulchers.  
3-point linkage in Cat.II and Cat.III.



3-point hitch with safety connecting rod. In the moment when the mulcher hits an obstacle, the connecting rod extends, allowing a slight out-of-squareness of the machine necessary to overcome the obstacle without causing damage. Stopper available to keep the connecting rod in working order rest.




The double parallelogram arm system allows to obtain an overall lateral translation of approximately 120cm, while in the rest position the machine is centered on the attack allowing for reduction to a minimum the size of the roadway during road transport.




The rotation system allows to obtain a range of configurations ranging from the vertical position up to an inclination of approximately 53 degrees downwards compared to the horizontal direction.



3-point bow with rotation system. When the tractor has to travel along a path with sudden variations in slope, the rotation of the arch prevents the mulcher from being crushed towards the ground, limiting compensation with the lift.



Transmission made with gear box and belts, possibility of inverting the pulleys for operation at 540 rpm or 1000 rpm.



Rotor can be equipped with knives for greater shredding capacity and lower power requirement.  
Rotor can be equipped with hammers to tackle branches and shrubs up to 60 mm in diameter.



The rear idler roller can be configured in 6 different positions. There are three height positions away from the rotor (to increase the cutting volume) and three height positions near the rotor (to decrease the cutting volume), this allows you to configure the machine according to the quantity of material to cut (and therefore power request) and the size you wish to obtain.



Front protection with steel strips.  
Rear support roller with roller scraper adjustable in height.



# C4

WWW.C4MECCANICA.IT



## TALP SERIES

AGRICULTURAL HEAVY  
DUTY LATERAL  
MULCHERS

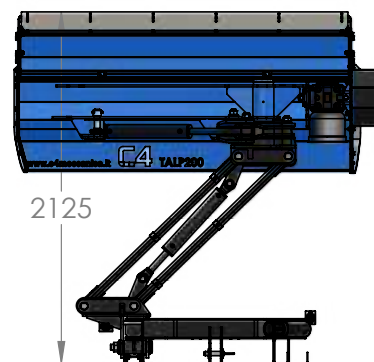
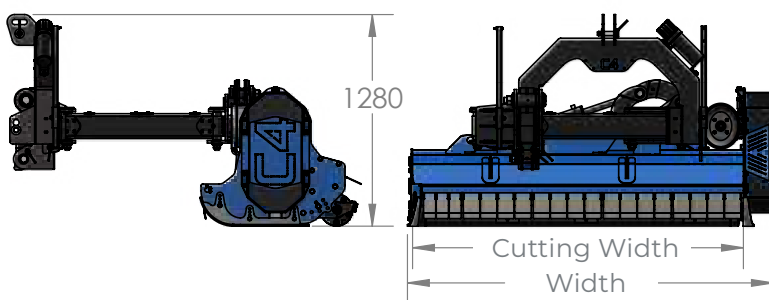
**TALP180**  
**TALP200**  
**TALP220**  
**TALP240**

AGRICULTURAL MULCHERS

# TALP SERIES

TALP180  
TALP200  
TALP220  
TALP240

MODEL	TALP180	TALP200	TALP220	TALP240
CUTTING WIDTH (mm)	1800	2000	2200	2400
WEIGHT (Kg)	1200	1250	1300	1350
NUMBER OF KNIVES	54	60	66	72
NUMBER OF HAMMERS	18	20	22	24
MAX CUTTING DIAMETER (mm)	80	80	80	80



Replaceable wear-resistant skids, adjustable in four positions for cutting height adjustment.



3-point arch made of welded carpentry, capable of supporting all stresses of a heavy series mulchers.  
3-point linkage in Cat.II and Cat.III.



The rear idler roller can be configured in 6 different positions. There are three height positions away from the rotor (to increase the cutting volume) and three height positions near the rotor (to decrease the cutting volume), this allows you to configure the machine according to the quantity of material to cut (and therefore power request) and the size you wish to obtain.



The double parallelogram arm system allows to obtain an overall lateral translation of approximately 150cm, while in the rest position the machine is centered on the attack allowing for reduction to a minimum the size of the roadway during road transport.



3-point bow with rotation system. When the tractor has to travel along a path with sudden variations in slope, the rotation of the arch prevents the mulcher from being crushed towards the ground, limiting compensation with the lift.



The rotation system with double connecting rod allows to obtain a range of configurations ranging from the vertical position up to an inclination of about 53 degrees downwards with respect to the horizontal direction.




Transmission made with gear box and belts of adequate section to withstand heavy loads.



Rear door adjustable to two positions and removable for easy maintenance.



Front protection with steel strips.  
Rear support roller with roller scraper adjustable in height in 4 different positions.



Rotor can be equipped with knives for greater shredding capacity and lower power requirement.  
Rotor can be equipped with hammers to tackle branches and shrubs up to 80 mm in diameter.









## CONTACTS


---

 Zona industriale Buzzacchero snc  
06019 Umbertide (PG)

 [WWW.C4MECCANICA.IT](http://WWW.C4MECCANICA.IT)

   C4 MECCANICA

 +39 075 941 59 98

 +39 327 533 50 88

 +39 075 941 64 10

 [info@c4meccanica.it](mailto:info@c4meccanica.it)

