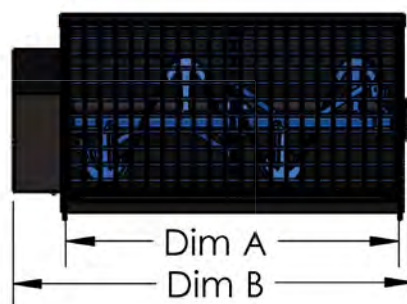
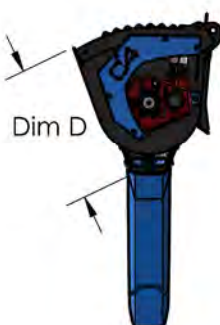


SERIE BM

BM150
BM200
BM250
BM350
BM450


MODEL	BM150	BM200	BM250	BM350	BM450
DIMENSION A (mm)	1000	1250	1250	1350	1650
DIMENSION B (mm)	1260	1490	1490	1590	1890
DIMENSION C (mm)	560	560	620	730	730
DIMENSION D (mm)	630	630	730	840	840
WEIGHT (Kg)	200	310	350	450	510
FULL LOAD WIGHT (bar)	500	780	930	1250	1500
CAPACITÀ A RASO COCLEA (lt)	150	200	250	350	450
MAX PRESSURE (bar)	140	140	140	140	140



Orbital motor with relief valve Integrated. Transmission with reducer.




Bucket and mixer arms in Hardox.



The particular configuration of the rotor and mixing arms allows you to make the drain slide in central position, the drain is opened with an hydraulic cylinder, controlled by a six-way solenoid valve.



Available with standard skid steer attachment, available as **optional**: customized skid-steer attachment. Available as an **option**: hitch for excavator with pins or customized.



Available as an **option**: easy opening of the protection grille with gas shock absorbers and device hydraulic block of the auger.



Slide with quick coupling, can be positioned without the need to park under the car, thus avoiding situations of danger.



Rotating slide, has the possibility of being rotated 360 degrees.